

MISSION N°46

CARRE-2

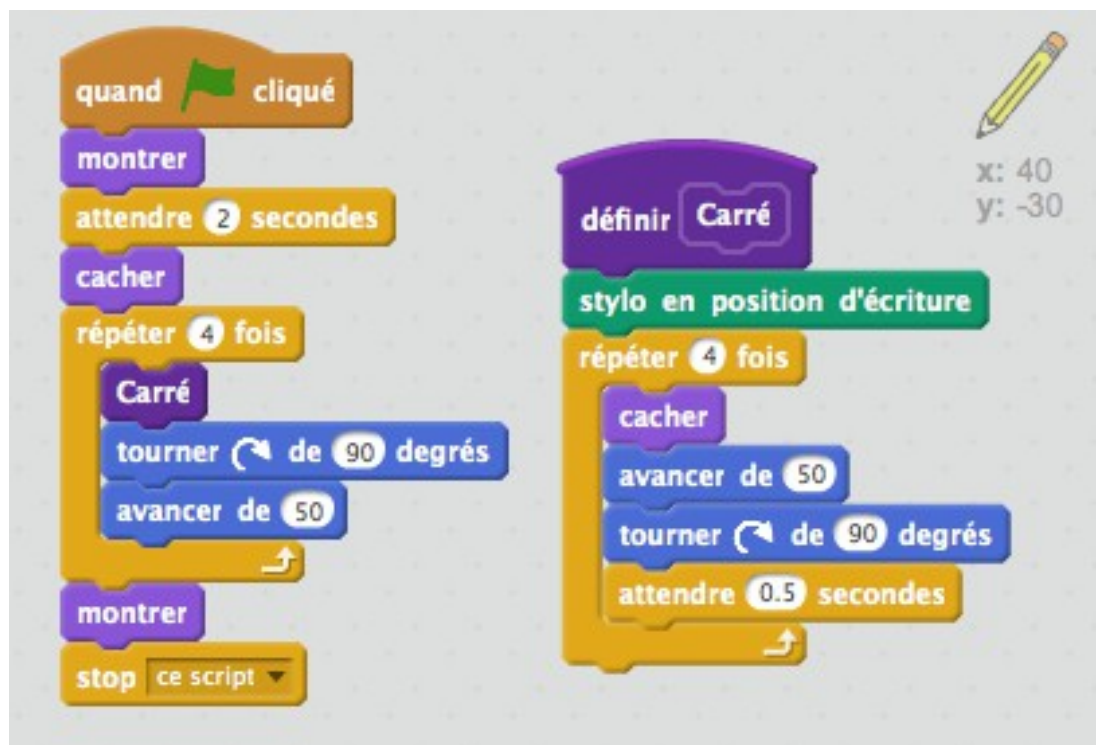
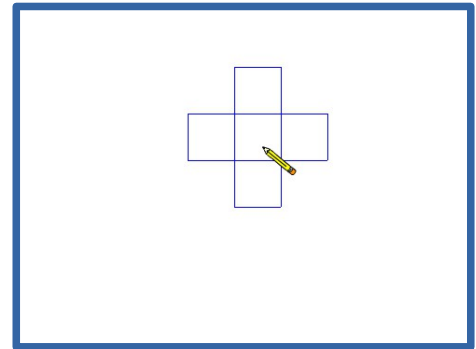
Construction d'une combinaison de plusieurs carrés.

Déplacement – boucles – Procédures Fonctions Stylo.




<http://acver.fr/carre2>

UNE CORRECTION



The image shows a Scratch script for drawing a cross. The script starts with a 'when clicked' event, followed by 'show', 'wait 2 seconds', and 'hide'. A 'repeat 4 times' loop contains a 'define Carré' block, a 'turn 90 degrees' block, and an 'advance 50' block. After the loop, it says 'show' and 'stop this script'. A second 'define Carré' block is shown to the right, containing 'pen to writing position', a 'repeat 4 times' loop with 'hide', 'advance 50', 'turn 90 degrees', and 'wait 0.5 seconds', and a 'pen to writing position' block. A pencil icon and coordinates 'x: 40 y: -30' are also visible.



SCRATCH

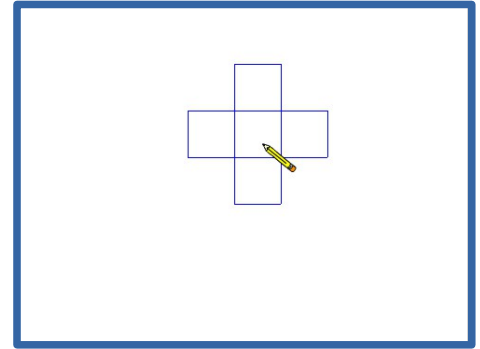
MISSION N°46

UNE AIDE

CARRE-2

Construction d'une combinaison de plusieurs carrés.
Déplacement – boucles – Procédures Fonctions Stylo.

<http://acver.fr/carre2>




```
when green flag clicked
  turn 90 degrees
  move 50
  repeat (4)
    turn 90 degrees
    move 50
  stop this script
```

montrer
cacher

définir Carré

Carré

x: 40
y: 19



SCRATCH